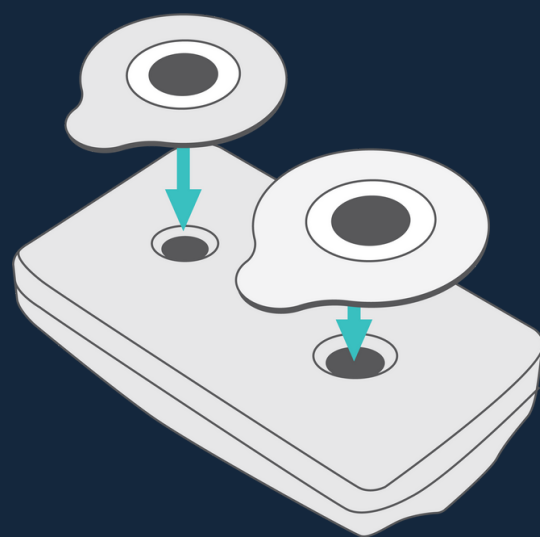


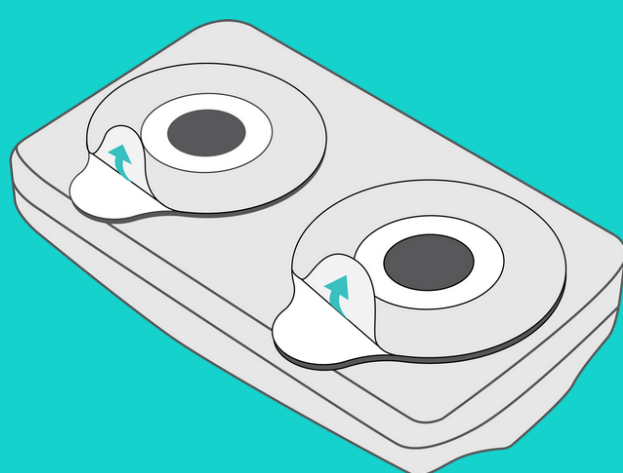
# 1. Eléttodos

Coloque eléttodos novos no sensor




# 2. Retirar

Descole o plstico protector dos eléttodos



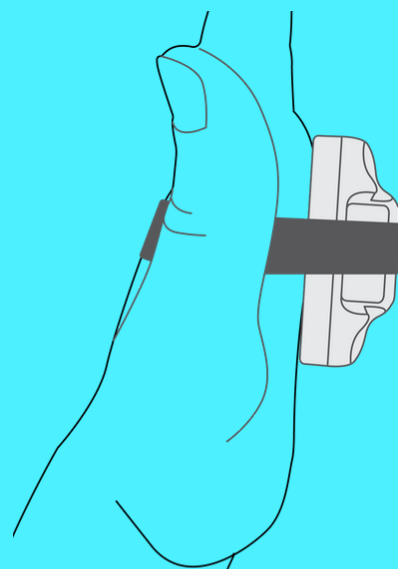
# 3. Sensor

Cole o sensor grande na mo, tal como est na imagem lateral, junto dos dedos?



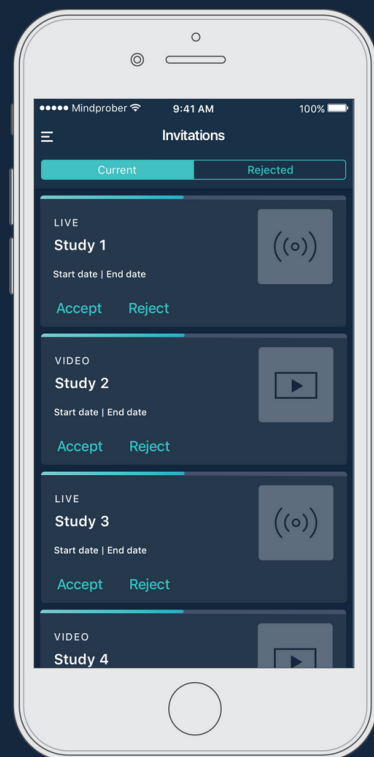
# 4. Reforçar

Cole o sensor grande na mo, e reforce usando a banda fornecida



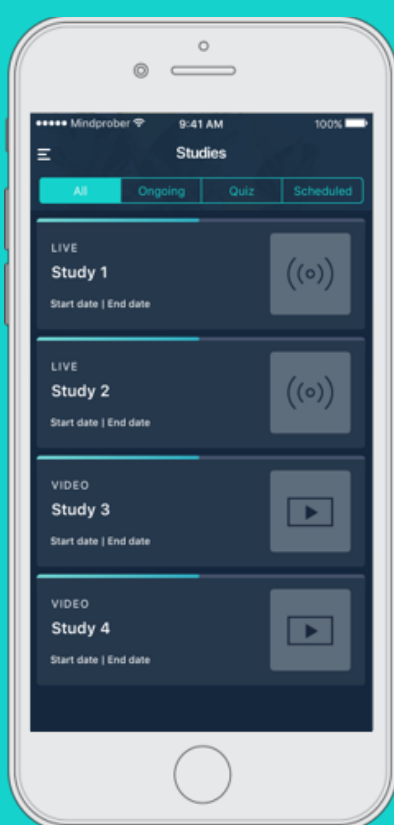
# 1. Convite

Aceite o convite para os Estudos no menu 'Convites' da app MindProber.



# 2. App

No menu 'Estudos' dê início ao Estudo que aceitou previamente.



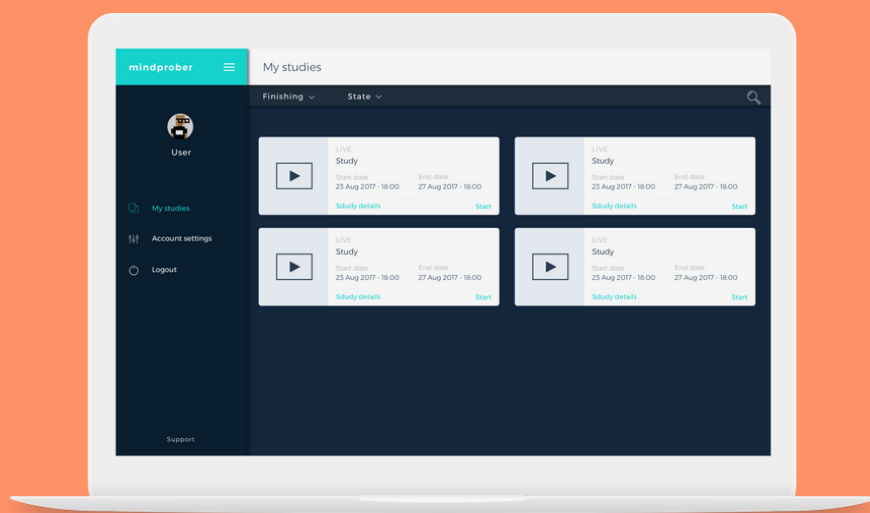
# 3. Computador

Faça login no link [tester.app](http://tester.app).

[mindproberlabs.com](http://mindproberlabs.com)

e no menu 'Meus Estudos'

inicie a visualização do Estudo.



# 4. Sensor

Coloque o sensor grande na palma da mão, tal como está na imagem.

